

The Transition Gradebook



NTACT

National Technical Assistance Center on Transition

Introduction & Purpose

- A database tool to track transition-related activities provided to individual students (Gr. 6 – 21 years old)
- Activities are based on the *Predictors of Postschool Success* and EWS is based on correlational research on dropout risk factors
- NTACT is funded by OSEP, so our products are free!
- The tool can record individual student's
 - Transition-related activities
 - Student involvement in IEP meeting
 - Skills training
 - Risk indicators and risk levels
 - Post-school outcomes





NTACT

National Technical Assistance Center on Transition

Uses for the Gradebook

- Supporting student-focused planning
- Keeping track of all activities the staff has delivered to each child
- Help identify students needing support or intervention in key areas
- Providing a summary of the Pre-ETS delivered
- Informing administrators about areas of risk and needs for additional program development





NTACT

National Technical Assistance Center on Transition

Some technical information

- Locally hosted web application (lives on a web server)
- Data and program reside at the school – secure
- Access is administered by local IT staff
- No web server? Can use Heroku or Amazon Web Services' servers. Heroku is easier for setting up SSL security and can auto-update
- More info at <https://transitionta.org/gradebook>





NTACT

National Technical Assistance Center on Transition

Overview of Inputs

- Demographics
- Grad. Plan or Individualized Learning Plan
- Role in the IEP Process
- Transition-related activities (includes Pre-ETS)
- Participation in skills training
- Risk elements
- Postschool outcomes





NTACT

National Technical Assistance Center on Transition

Demographics

- Student's ID number
- First name
- Last name
- Race
- Gender
- Grade / Age
- SpEd category (or leave blank)
- ELL status





NTACT

National Technical Assistance Center on Transition

Participation/Role in IEP Process

- Graduation Plan or Individ. Learning Plan?
- Attended IEP Meeting
- Role in IEP Meeting
 - Attended
 - Introduced
 - Reviewed progress
 - Made suggestions
 - Led most of the meeting





NTACT

National Technical Assistance Center on Transition

Transition-related Activities

- Participation in transition-related activities:
 - Career Awareness Activities (e.g., job shadow)
 - Work Experience Activities (e.g., internship)
 - Inclusion (e.g., gen ed. core course, club)
 - Student Supports (e.g., mentor, tutors, etc.)
 - Collaborative Activities (e.g., family at IEP, referrals out)
 - [Full list of activities](#)





NTACT

National Technical Assistance Center on Transition

Whether student has Graduation Plan or other Individualized Learning Plan *and* whether they have received training in:

- Self-determination/ Self-advocacy skills (Pre-ETS)
- Independent-living skills (Pre-ETS)
- Social skills (Pre-ETS)
- Travel skills





NTACT

National Technical Assistance Center on Transition

Risk Elements

- Percentage of school time absent (excused or unexcused)
- Number of behavior marks / office referrals this year
- Suspended this year
- GPA
- Failing English / ELA class
- Failing math class
- Failing other course(s)
- Off-track for grade level
- Retained one or more years
- Number of schools attended K – present
- Participated in at least one extracurricular activity





NTACT

National Technical Assistance Center on Transition

Postschool Outcomes – one year out

- Student is engaged in
 - Postsecondary Education
 - Competitive Employment
 - Both
 - Other





NTACT

National Technical Assistance Center on Transition

Overview of Outputs

- ***Dashboard*** (opening screen) provides an interactive summary of all data in database
- ***Student-level reports***
 - ***One time period***
 - ***Multiple time periods***
- ***Summary reports***
 - ***One time period***
 - ***Multiple time periods***
 - ***Number of Student***
 - ***Crosstab reports***



Current Statistics

December 5, 2018

Total students

GR6	GR7	GR8	GR9	GR10	GR11	GR12	AGE18	AGE19	AGE20	AGE21	TOTAL
13	13	10	8	9	14	15	13	10	15	20	140

Number of students receiving activities support



Distribution of students across risk categories



Students who need intervention / supports in



Total number of students by race

AM7	AS7	BL7	WH7	HI7	PI7	MU7
14	26	20	30	25	7	18
American Indian/Alaska native	Asian	Black or African American	White or Caucasian	Hispanic/Latino	Native Hawaiian or Other Pacific Islander	Two or more races



NTACT

National Technical Assistance Center on Transition

Single student reports

- Single student overall report – demographics, risk level, activities, risk factors, student skills
- All students option of single student report – prints the above for every child (many pages!)
- Single student risk report – one pager with only the demographics and risk/intervention info
- Single student's activities over multiple periods
- Single student's risk level, risk factors and intervention needs over multiple periods



Single student report – Activities list



Student Report: Maggie Wiza | School Name | School Year 2017-2018, T2

ID id-15 **NAME** Maggie Wiza **GENDER** F **RACE** AM7 **GRADE/AGE** age 21 **ELL** No

CATEGORY MD SLD TBI

Attended IEP Meeting: **No** Career Development/Graduation Plan: **No**

ACTIVITIES (13 TOTAL EVENTS)

5 Career Awareness Activities

	# Events	Frequency	Notes
Career Mentor (CW, SS)	2	Annually	Occaecati tempore eum accusamus maxime quae architecto et non. Sunt consequat...
Career Mentor (CW, SS)	3	2 to 4 times per week	Sunt consequatur recusandae facere dignissimos ut pariatur. Voluptas non numq...

1 Paid Work Activities

Job Search Support (CW, PW)	1	Daily	Veniam quia ut rem animi est deserunt dolores qui. Et soluta et. Unde dolorem...
-----------------------------	---	-------	--

0 Inclusion Activities

2 Student Support Activities

Integrated Community Activities (I)	2	One time	Impedit quam quam molestias nisi. Reiciendis vel modi. Veniam blanditiis odit...
-------------------------------------	---	----------	--

5 Collaboration Activities

Family Linked to External Supports (FI)	3	Quarterly	Vel id est voluptatem delectus doloribus totam. Consequuntur laudantium et.
Family Reviewed/ Provided Transition Assessment Data (FI)	1	2 to 4 times per week	Assumenda excepturi maxime facere. Aut deserunt labore ea. Suscipit aut volup...
Intradisciplinary planning (IAC)	1	Annually	Quisquam voluptatibus eaque. Nihil ut sequi et suscipit velit doloribus magni...

Single student report – Risk factors page

RISK FACTORS		low			
0%	Percentage of time absent	0	Number of behavior marks / office referrals this year		
No	Suspended this year?	4	GPA	No	Failing English / LEA class?
No	Failing math class?	No	Failing other course(s)?	Yes	On-track for grade level?
No	Retained one or more years?	1	Number of schools attended K-present	Yes	Participated in at least one extracurricular activity?

STUDENT SKILLS

- Self-determination Skills Independent-living Skills Travel Skills Social Skills

Single student – Activities over time

Name	ID number	Gender	Grade/Age	ELL	Disability category
Johanna Selzer	123456789	F	8th	No	None

	2015-15 S1	2015-16 S2	2016-17 S1	2016-17 S2	2017-18 S1
CAREER AWARENESS ACTIVITIES	6	6	3	0	0
Career Transition Fair (CW)	1				
Career Exploration Online (CW)	1	1			
Career Interest Inventory (CW)					
Career Aptitude Assessment (CW)	1				
Career Awareness Unit in Course (CW, CTE)		1			
Industry Tour (CW, CTE)	2		2		
Job Shadowing (CW)		1	1		
Career Mentor (CW, SS)					
Mock Interviews (CW, PW)		2			
Job Search Support (CW, PW)		1			
Resume Writing (CW, PW)	1				



NTACT

National Technical Assistance Center on Transition

All-student summary reports (Every child in the database)

- Summary report for one time period
- Risk roster for one time period, one child per line
- Risk summary report for multiple time periods
- Number of students reports
 - The number of students in a particular category
 - Crosstab reports that compare data from two categories



All-student summary report – P1




TRANSITION GRADEBOOK

Summary Report | School Name | School Year 2017-2018, T1

GR6	GR7	GR8	GR9	GR10	GR11	GR12	AGE18	AGE19	AGE20	AGE21	TOTAL	
12	9	11	7	13	11	13	11	9	12	13	121	
AU	ED	ID	OI	SLI	VI	DB	HI	MD	SLD	TBI	OHI	none
19	17	19	21	19	18	20	28	21	18	23	18	24

Low 67	Medium 18	High 9	Ultra 27
--------	-----------	--------	----------

Role in IEP Meeting



Received Skills Training



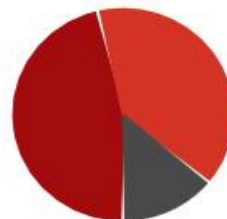
Gender

Female 38%
Trans 35%
Male 27%



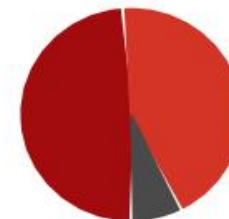
Career Development or Graduation Plan

Yes 46%
No 40%
No Data 14%



Attended IEP Meeting

No 49%
Yes 44%
No Data 7%



All-student summary report – P2

NUMBER OF STUDENTS

13	who are absent 10% or more of the time	7	who are failing Math class	13	Attendance
11	who have 1 or more behavior marks	9	who are failing another course(s)	20	Behavior
9	who have 1 or more suspensions this term	96	who are on-track for grade level	27	Engagement
14	who have less than 2.0 GPA	4	who were retained one or more years	7	English
7	who are failing English / ELA class	103	who participate in extracurricular activities	7	Math

490 CAREER AWARENESS ACTIVITIES

	One Time	Occasionally	2-4x/week	Daily	Weekly	Monthly	Quarterly	Every Semester	Annually	
46	Career/Transition Fair (CW)	7	3	2	4	5	4	5	7	9
49	Career Exploration Online (CW)	3	7	3	8	6	8	4	3	7
36	Career Interest Inventory (CW)	3	6	9	0	1	5	6	0	6
50	Career Aptitude Assessment (CW)	3	5	4	3	6	13	6	6	4
45	Career Awareness Unit in Course (CW, CTE)	5	8	7	0	7	6	3	4	5
34	Industry Tour (CW, CTE)	9	0	6	2	3	5	3	3	3
35	Job Shadowing (CW)	6	2	1	10	5	3	2	1	5
59	Career Mentor (CW, SS)	8	6	7	12	3	9	3	2	9
42	Mock Interviews (CW, PW)	1	6	5	4	2	5	2	11	6
45	Job Search Support (CW, PW)	3	15	3	3	5	5	6	3	2
49	Resume Writing (CW, PW)	3	3	5	5	9	4	5	10	5

536 WORK EXPERIENCE ACTIVITIES

One Time	Occasionally	2-4x/week	Daily	Weekly	Monthly	Quarterly	Every Semester	Annually
----------	--------------	-----------	-------	--------	---------	-----------	----------------	----------

Risk roster report



TRANSITION GRADEBOOK

Risk Roster Report | School Name | School Year 2017-2018, T3

ID/NAME	GENDER	RACE	GRADE/AGE	CATEGORY	ELL	ATTENDANCE	BEHAVIOR	ENGAGEMENT	ENGLISH/ELA	MATH
(low) id-70 Clifford Abernathy	F	AS7	11	SLI/DB	Yes					
(low) id-12 Liliane Attenborough	F	MU7	age 21	ID	No					
(low) id-128 Berenice Balistreri	T	MU7	8	DB/AU/TBI	Yes					
(ultra) id-52 Elmore Bashirian	M	AS7	12	TBI/OHI	No			✘	✘	
(ultra) id-23 Shayna Bashirian	M	BL7	age 19		No		✘			
(low) id-76 Kristina Beahan	M	HI7	8	ID	No					
(low) id-144 Shaina Bechtelar	M	AS7	8		Yes					
(ultra) id-85 Ezra Beier	M	AS7	9	OHI/TBI/SLD	No		✘			
(ultra) id-10 Clifton Bode	T	BL7	7	OI/HI/OHI/ED	Yes	✘	✘	✘		
(low) id-48 Kristofer Brakus	F	HI7	age 19	OHI/ID/OI	Yes					

Risk summary across multiple periods



TRANSITION GRADEBOOK

Risk Summary Report | School Name | 2016-2017, S1 to 2017-2018, T2

RISK FACTORS	2016-2017 S1	2016-2017 S2	2017-2018 T1	2017-2018 T2
No Data	0	0	0	0
Low	52	49	83	82
Medium	4	12	11	11
High	1	3	2	0
Ultra	29	22	25	28

AREAS WHERE STUDENTS MIGHT NEED SUPPORT OR INTERVENTION

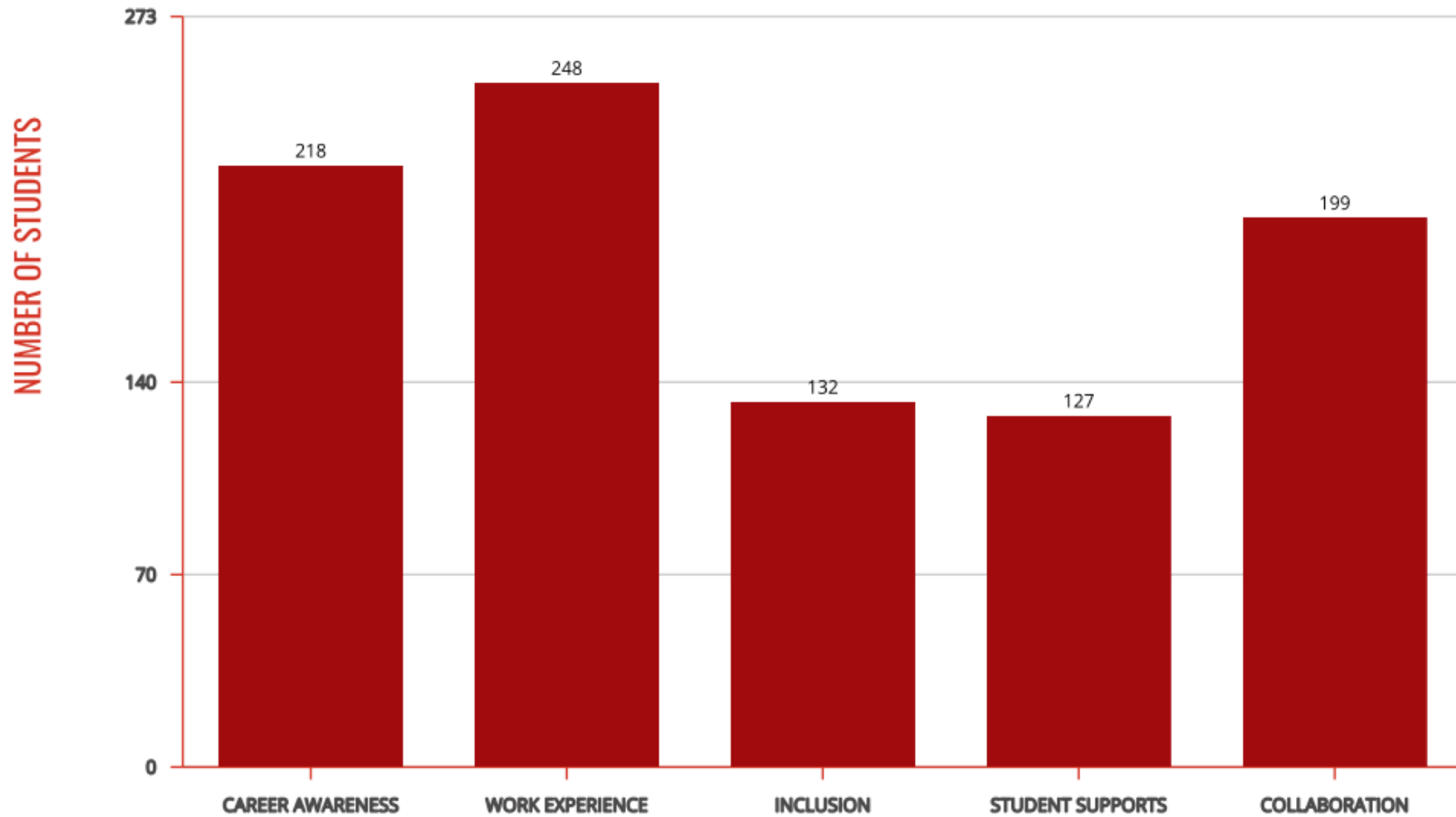
Attendance	11	15	13	19
Behavior	22	19	20	17
Engagement	22	31	27	29
English / ELA	10	10	7	8
Mathematics	7	8	7	9

Number of students report – one category



TRANSITION GRADEBOOK

Number of Students - by Activities | School Name | School Year 2017-2018, T2



Number of students report: Setting up a Crosstab report

The screenshot displays the 'Transition Gradebook' interface. At the top left is the logo and navigation links for 'Students' and 'Reports'. The user is logged in as 'Matthew'. The main content area is titled 'TOTAL NUMBER OF STUDENTS' and features two radio buttons: 'Standard' (selected) and 'Longitudinal (one data category)'. Below this are four dropdown menus: 'School Year' (2017-2018), 'Trimester' (Trimester 2), 'Primary Data Category' (Risk Level), and 'Secondary Data Category (not required)' (None). A dropdown menu is open for the 'Secondary Data Category', listing options: None, Post-school Outcome, Skill Training, Support Needed (highlighted in blue), Risk Level, Disabilities, IEP Role, Activity Types, Gender, and Race. A red 'RUN REPORT' button is visible at the bottom center.

TRANSITION GRADEBOOK

Students Reports

Welcome Matthew

SUMMARY **INDIVIDUAL**

TOTAL NUMBER OF STUDENTS

Standard Longitudinal (one data category)

School Year 2017-2018

Trimester Trimester 2

Primary Data Category Risk Level

Secondary Data Category (not required) None

None
Post-school Outcome
Skill Training
Support Needed
Risk Level
Disabilities
IEP Role
Activity Types
Gender
Race

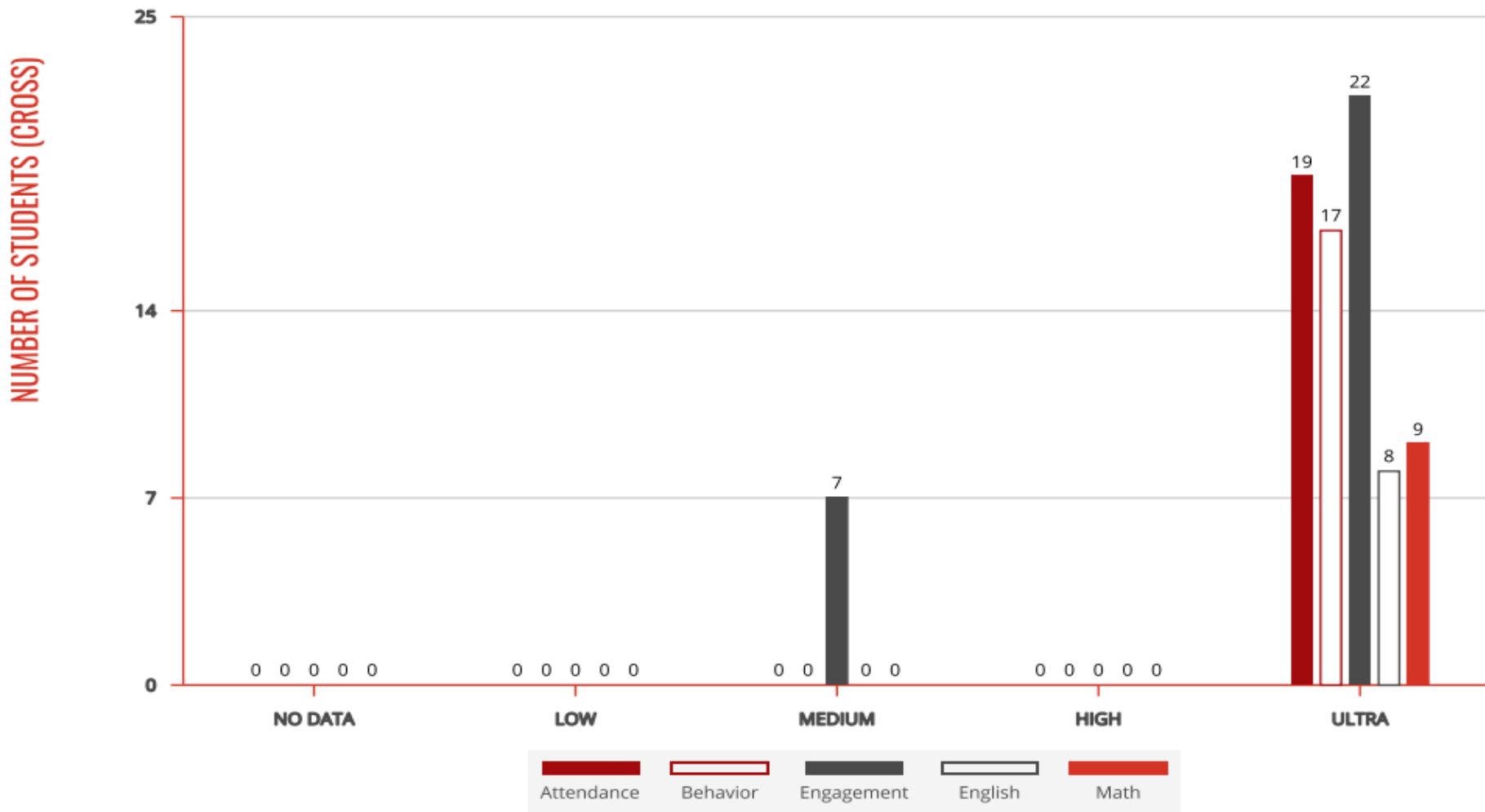
RUN REPORT

Number of students report – Crosstab



TRANSITION GRADEBOOK

Number of Students - Risk Level by Support Needed | School Name | School Year 2017-2018, T2





NTACT

National Technical Assistance Center on Transition

Questions?

Matthew Klare, Ph.D.

NTACT

University of North Carolina Charlotte

gradebook@uncc.edu

Get the Transition Gradebook!

<https://transitionta.org/gradebook>

